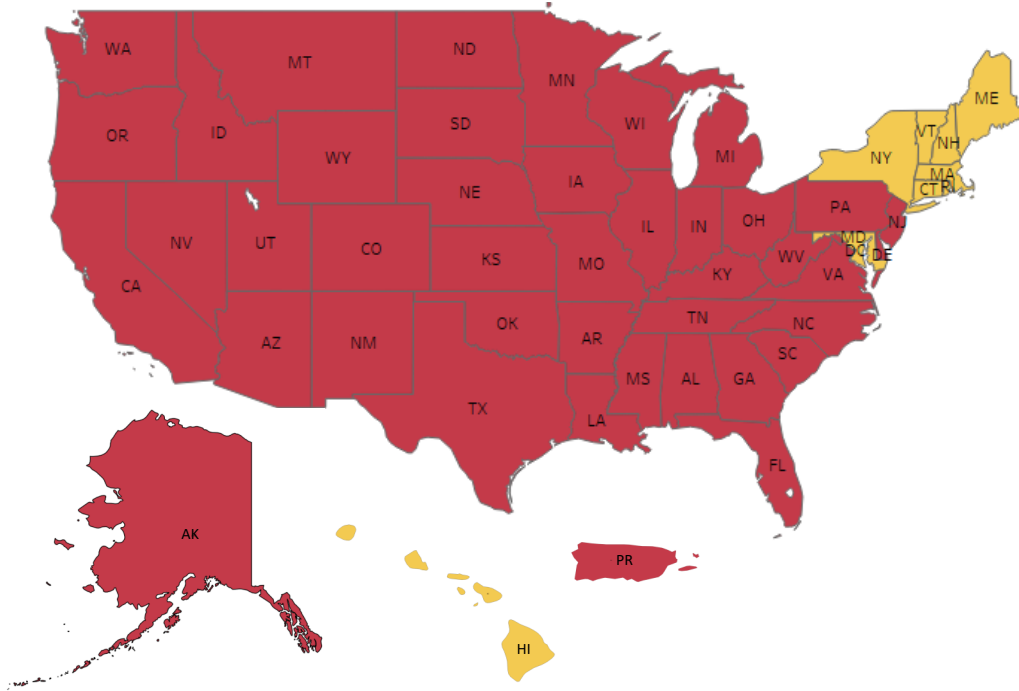


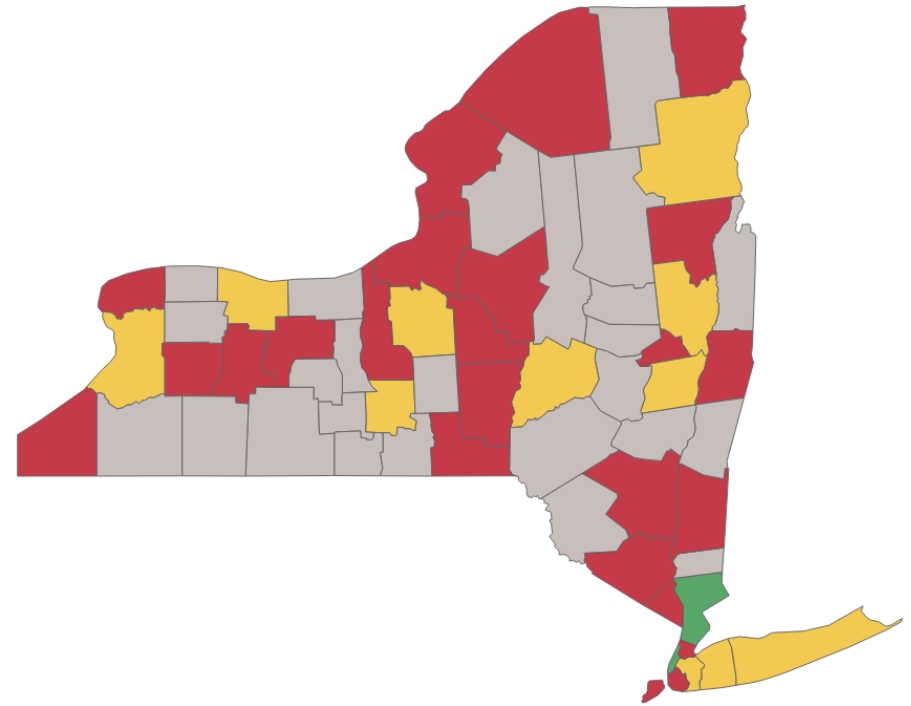
NEW YORK

Child and Adolescent Psychiatrist (CAP) Workforce Distribution Map

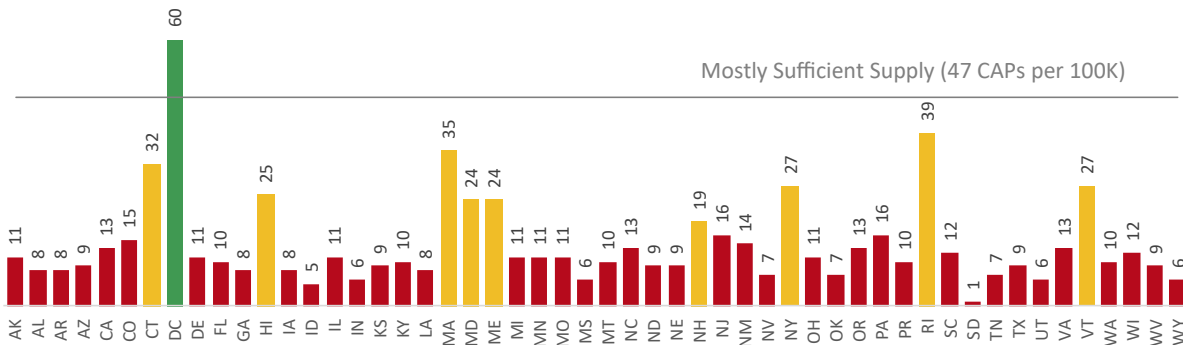
Practicing Child and Adolescent Psychiatrists by State 2017
Rate per 100,000 children age 0-17



Practicing Child and Adolescent Psychiatrists by County 2017
Rate per 100,000 children age 0-17



State CAPs per 100,000 children age 0-17



CAPs Per 100K Children

- Mostly Sufficient Supply (≥ 47)
- Severe Shortage (1-17)*
- High Shortage (18-46)*
- No CAPs

*Council on Graduate Medical Education. Re-examination of the Academy of Physician Supply made in 1980 by the Graduate Medical Education National Advisory Committee for selected specialties, Bureau of Health Professions in support of activities of the Council on Graduate Medical Education. 1990. Cambridge, ABT Associates.

**Kim WJ, American Academy of Child and Adolescent Psychiatry Task Force on Workforce Needs. Child and adolescent psychiatry workforce: A critical shortage and national challenge. Acad Psychiatry. 2003;27:277-82.

Population of Children Under 18**4,150,819****Total CAPs in New York****1,116****Number of CAPs/100,000 Children****27****Average Age of CAPs****51**

| County | Total CAPs | Population, Children Under 18 |
|-------------|------------|-------------------------------|
| Albany | 11 | 58,531 |
| Allegany | 0 | 9,758 |
| Bronx | 54 | 367,431 |
| Broome | 4 | 38,845 |
| Cattaraugus | 0 | 17,878 |
| Cayuga | 1 | 16,147 |
| Chautauqua | 1 | 27,554 |
| Chemung | 0 | 19,221 |
| Chenango | 1 | 10,528 |
| Clinton | 2 | 14,910 |
| Columbia | 0 | 11,481 |
| Cortland | 0 | 9,606 |
| Delaware | 0 | 8,431 |
| Dutchess | 8 | 59,765 |
| Erie | 38 | 191,332 |
| Essex | 2 | 6,626 |
| Franklin | 0 | 10,099 |
| Fulton | 0 | 11,240 |
| Genesee | 0 | 12,317 |
| Greene | 0 | 8,370 |
| Hamilton | 0 | 740 |
| Herkimer | 0 | 13,464 |
| Jefferson | 1 | 29,200 |
| Kings | 98 | 608,369 |
| Lewis | 0 | 6,332 |
| Livingston | 1 | 12,081 |
| Madison | 1 | 14,602 |
| Monroe | 40 | 160,974 |
| Montgomery | 0 | 11,332 |
| Nassau | 98 | 300,415 |
| New York | 332 | 239,355 |

| County | Total CAPs | Population, Children Under 18 |
|--------------|------------|-------------------------------|
| Niagara | 7 | 43,694 |
| Oneida | 3 | 49,714 |
| Onondaga | 24 | 102,569 |
| Ontario | 2 | 22,952 |
| Orange | 12 | 97,850 |
| Orleans | 0 | 8,489 |
| Oswego | 1 | 26,194 |
| Otsego | 4 | 10,274 |
| Putnam | 0 | 21,307 |
| Queens | 94 | 472,878 |
| Rensselaer | 2 | 32,445 |
| Richmond | 14 | 105,828 |
| Rockland | 16 | 89,382 |
| St. Lawrence | 3 | 22,932 |
| Saratoga | 14 | 47,790 |
| Schenectady | 2 | 33,978 |
| Schoharie | 0 | 5,954 |
| Schuyler | 0 | 3,630 |
| Seneca | 0 | 7,091 |
| Steuben | 0 | 21,898 |
| Suffolk | 76 | 334,451 |
| Sullivan | 0 | 16,361 |
| Tioga | 0 | 10,912 |
| Tompkins | 6 | 15,978 |
| Ulster | 1 | 33,598 |
| Warren | 2 | 12,341 |
| Washington | 0 | 12,329 |
| Wayne | 0 | 20,381 |
| Westchester | 139 | 222,372 |
| Wyoming | 1 | 8,142 |
| Yates | 0 | 5,761 |